










City



Produs / Product	 cm			 m²		 m²	 kg	 brutto kg
Faianță rectificată / Rectified tile	60 x 30 x 1,0	EN 14411:2012, Annex K, BIII GL	6	1,08	40	43,20	20	825
Gresie portelanată Porcelain tile	60x60x1,0	EN 14411:2016, annex G BIIa GL	3	1,08	32	34,56	23,7	782
Gresie portelanată rectificată / Porcelain rectified tile	60 x 15 x 0,9	EN 14411:2012, Annex G, BIIa GL	11	0,99	48	47,52	18,7	922
Brău / Listel	60 x 3 x 1	EN 14411:2012, Annex G, BIIa GL	6	0,11				



1260-0082
gri deschis/light gray | mat/matt



60 x 30



60 x 30



1260-0083
gri/gray | mat/matt



6606-0036 Metallic PEI 3

60 x 3



60 x 60



6461-0237 / DAK 63792 Betonico
negru/black | mat/matt PEI 4



6463-0032 Pavimento
maro/brown | mat/matt PEI 4

60 x 15

