



ColorLine



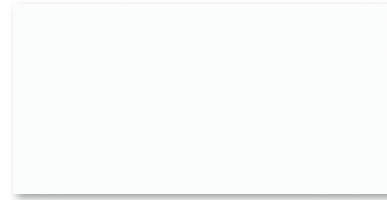
Produs / Product	cm	EN		m ²		m ²	kg	brutto kg
Faianță / Wall tile	50 x 25 x 0,9	EN 14411:2012, Annex K, BIII GL	11	1,38	45	62,10	21,0	970
Decor / Insert	50 x 25 x 0,9	EN 14411:2012, Annex K, BIII GL	10	1,25				
Brâu / Listel	50 x 4,75 x 0,9	EN 14411:2012, Annex K, BIII GL	20	0,48				
Brâu / Listel	50 x 2,5 x 0,9	EN 14411:2012, Annex K, BIII GL	20	0,25				
Gresie porțelanată rectificată / Porcelain rectified tile	60 x 15 x 0,9	EN 14411:2012, Annex G, BIa GL	11	0,99	48	47,52	18,7	922
Gresie / Floor tile	33 x 33 x 0,8	EN 14411:2012, Annex K, BIII GL	15	1,63	42	68,46	24,0	1035




50 x 25



V1



2051-0153
alb/white | mat/matt



2051-0200
gri deschis/light gray | mat/matt



2051-0157
navy/navy | mat/matt



2051-0201
gri deschis/light gray | mat/matt



2051-0154
alb/white | mat/matt




2651-0097
gri/gray | mat/matt



2051-0169
multicolor/multicolour | mat/matt



2505-0121 Platină
platină/platinum | lucios/glossy



2505-0111
navy/navy | mat/matt

50 x 2.5
50 x 4.75




60 x 15



V3



6463-0042 Legno Classico
maro-gri/brown-gray | mat/matt PEI 4



4035-0236
navy/navy | mat/matt PEI 2

33 x 33



V1

