



RAKO

Brand of lasselsbergergroup

Home

2024

castone



produs / product



80×80



798×798×10



EN 14411 - G BIa



2



1,6



1,28



42



53,76



28,0





21,9





1 202


gresie portelanată / porcelain tile




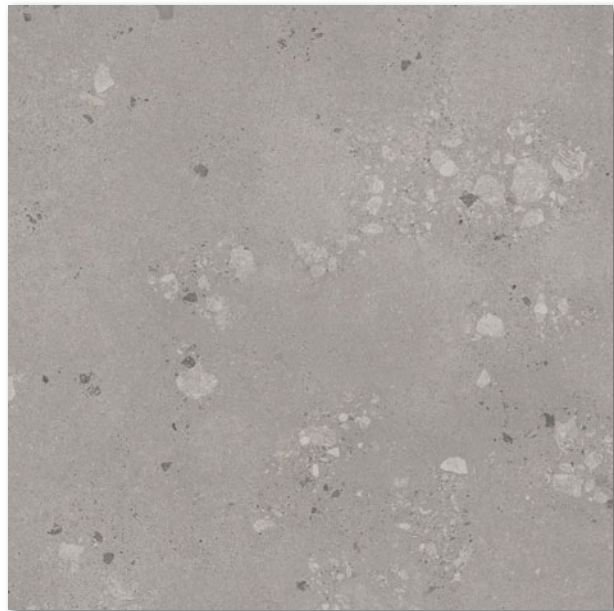
6485-0034 / DAK81858
 PEI 5  83 | m²
 mat | matt
 color **dune**
 bej / beige




6485-0032 / DAK81856
 PEI 5  83 | m²
 mat | matt
 color **cement**
 gri / grey



6485-0031 / DAK81855
 PEI 5  83 | m²
 mat | matt
 color **paper**
 alb-gri / white-grey

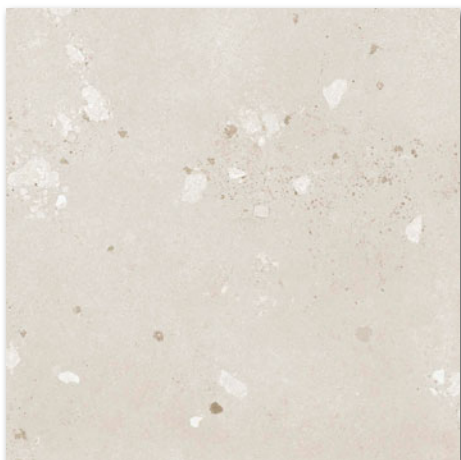





6485-0033 / DAK81857
 PEI 4  83 | m²
 mat | matt
 color **ash**
 gri închis / dark grey

Înainte de a monta plăcile, vă sugerăm să selectați din mai multe cutii, să amestecați plăcile (inclusiv prin rotirea lor cu 180°) și să le aranjați așa cum este ilustrat în fotografia de inspirație sau să consultați site-ul www.cesarom.ro.


Before laying the tiles, we suggest you select from several cartons and arrange them as illustrated in the inspiration photo documentation in RAKO catalogues or website www.cesarom.ro. There are two recommended laying patterns to choose from: one is a strictly one-way oriented design, and the other resembles a chessboard look achieved through a regular 90° turn tiling pattern





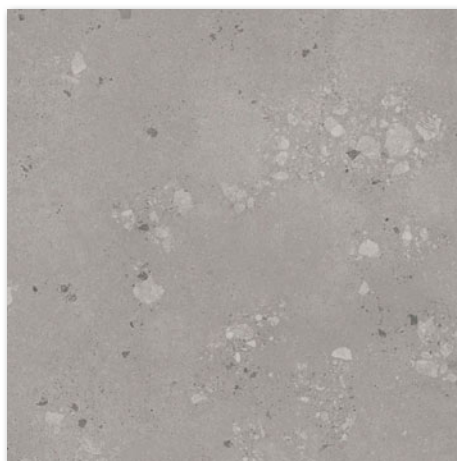
6461-0305 / DAK62858
 PEI 5  82 | m²
 mat | matt
 color **dune**
 bej / beige




6461-0303 / DAK62856
 PEI 5  82 | m²
 mat | matt
 color **cement**
 gri / grey



6461-0302 / DAK62855
 PEI 5  82 | m²
 mat | matt
 color **paper**
 alb-gri / white-grey



6461-0304 / DAK62857
 PEI 4  82 | m²
 mat | matt
 color **ash**
 gri închis / dark grey

product / product



60×60



598×598×9



EN 14411 - G B1a



4



2,8



1,44



32



46,08



27,6



19,2



908

gresie porțelanată / porcelain tile