

cemento



produs / product




EN



produs / product	cm	mm	EN		pcs/m ²	m ²		m ²	kg	kg/m ²	brutto kg
gresie portelanată / porcelain tile	60×60	598×598×10	EN 14411:2016, annex G Bla GL	3	2,8	1,08	32	34,56	24,9	23,0	820
mozaic set 5×5 cm / mosaic sheet 5×5 cm	30×30	48×48×10	EN 14411:2016, annex G Bla GL	3	11	0,27	-	-	5,8	21,5	-
treaptă / step tile	30×60	298×598×10	STO č. 030 - 059824	6	5,6	1,08	40	-	23,7	21,9	971




6461-0165 / DAK63660
PEI 5
mat | matt
gri deschis / light gray



6461-0156 / DAK63661
PEI 5
mat | matt
gri / gray

60x60
R9
V3



6860-0012 / DCPSE660 gri deschis / light gray
6860-0019 / DCPSE661 gri / gray
PEI 5
mat | matt

30x60
R9
V3




6706-0064 / DSAS4660 gri deschis / light gray
6706-0066 / DSAS4661 gri / gray
mat | matt

60x9,5



6100-0110 / DDM06660 (SET)
PEI 5 mat | matt
gri deschis / light gray



6100-0052 / DDM06661 (SET)
PEI 5 mat | matt
gri / gray

30x30
R9
V3